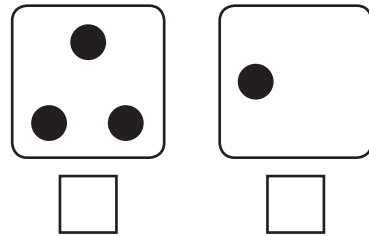
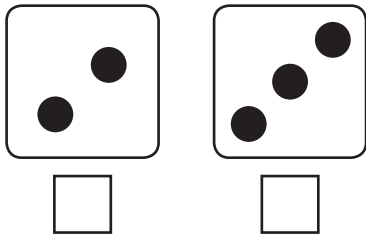
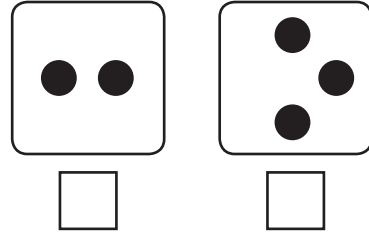
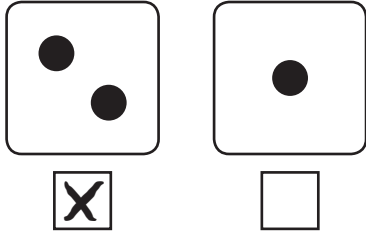
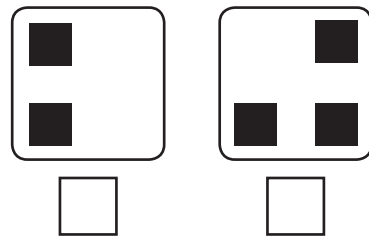
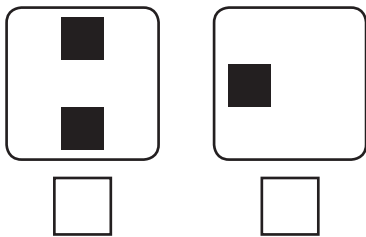
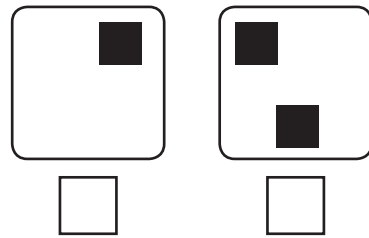
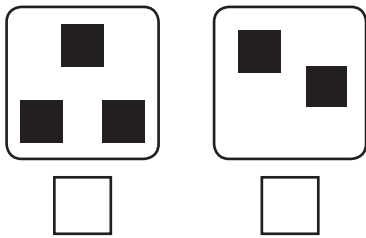


Counting quantities 1-3

1. Tick (X) the box that has more balls in it.




2. Tick (X) the box that has fewer squares in it.




Counting quantities 1-5


1. Draw circles with two (2) teddies inside them.



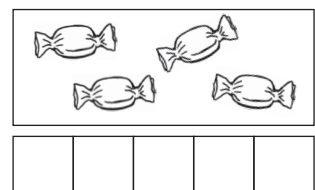
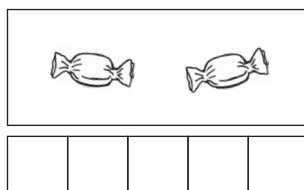
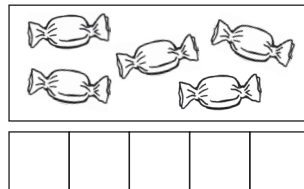
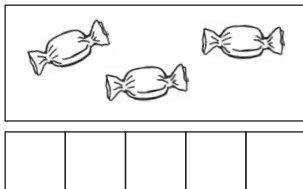
2. Draw circles with three (3) dolls inside them.



3. Draw circles with four (4) cars inside them.




4. Tick (X) as many boxes as there are sweets in the bigger box.




Quantities and number symbols A


1. How many animals? Circle the number.




0 1 2 3 4 5



0 1 2 3 4 5




0 1 2 3 4 5



0 1 2 3 4 5







0 1 2 3 4 5




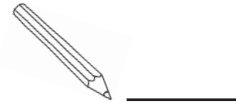

0 1 2 3 4 5

2. Draw the dog as many bones as the number tells you to.

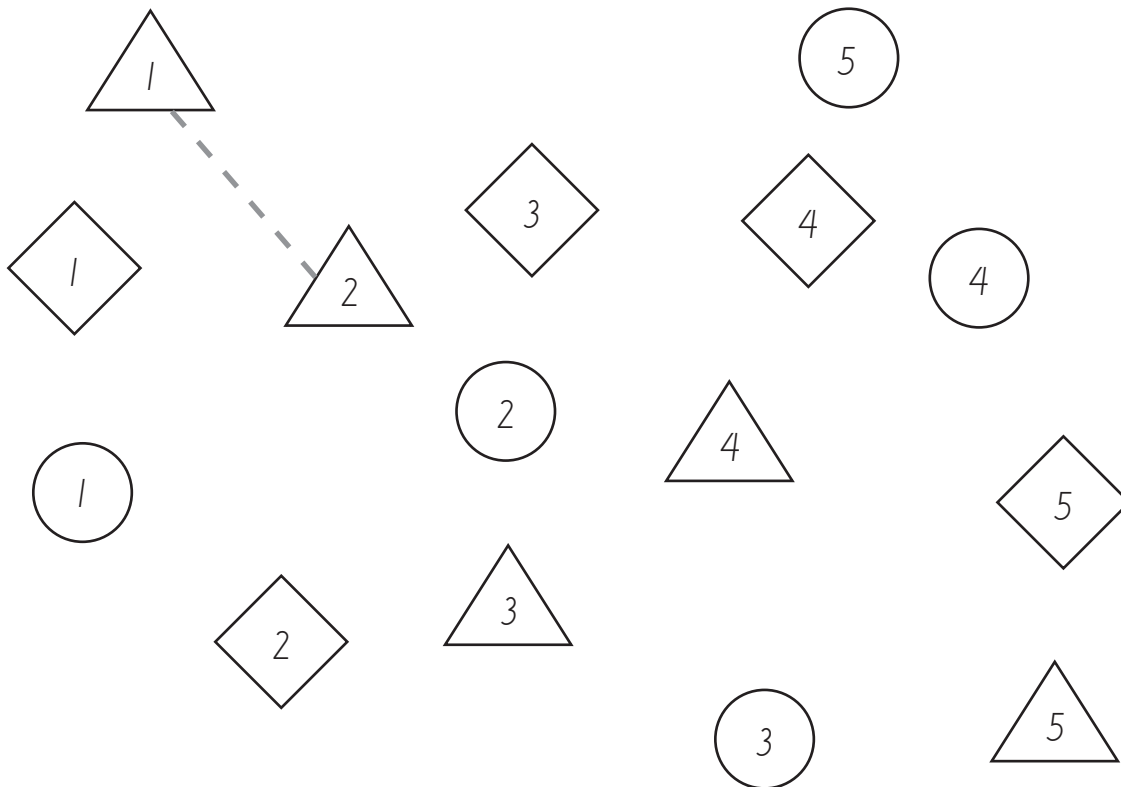


Quantities and number symbols B

1. How many objects are there in the boxes?




2. Join the same shapes with a line from 1-5. Colour the same shapes the same colour.




Quantities and number symbols C

1. How many balls are there in the boxes?




● _____



● _____



● _____



● _____

2. Draw and colour as many balls as the number tells you to.




4



3

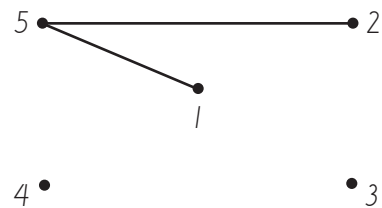
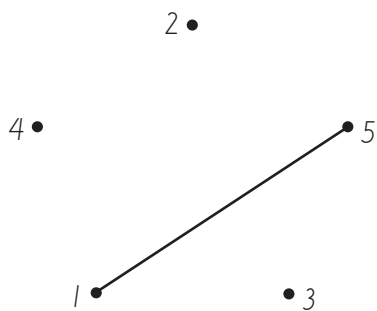


5






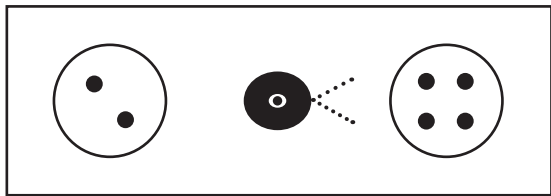
2

3. Join the dots in order from 1-5.

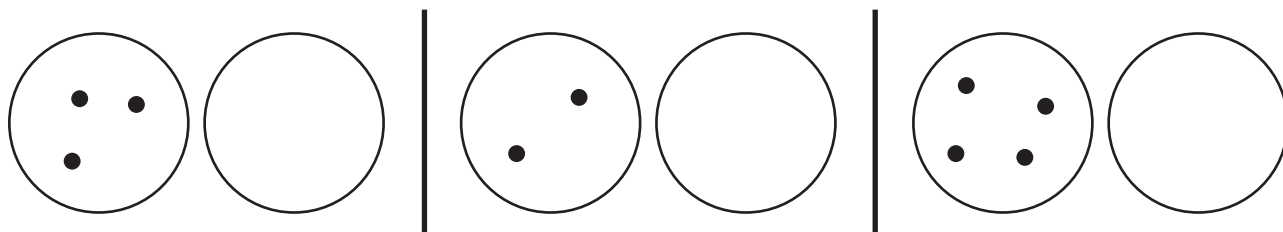


Comparing quantities

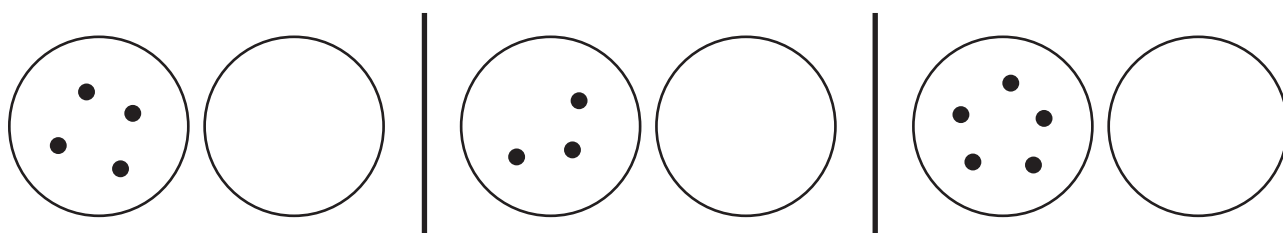
1. From which side will the bird eat? Draw its beak so it opens towards the plate with more food.



2. Draw one piece of food more on the empty plate than there is on the plate next to it.




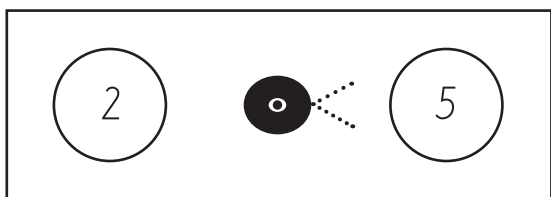


3. Draw one piece of food less on the empty plate than there is on the plate next to it.



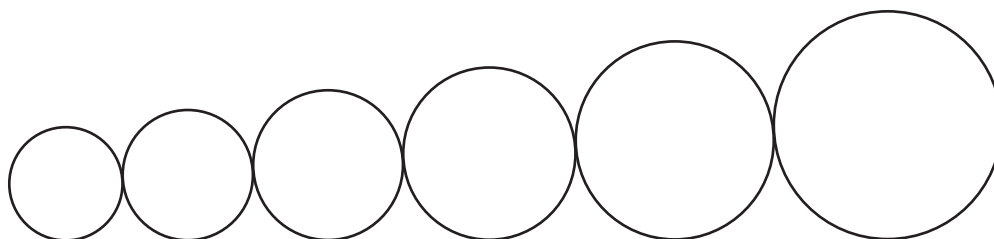
Comparing numbers

1. On which side is the bigger number? Draw the beak to open toward it.



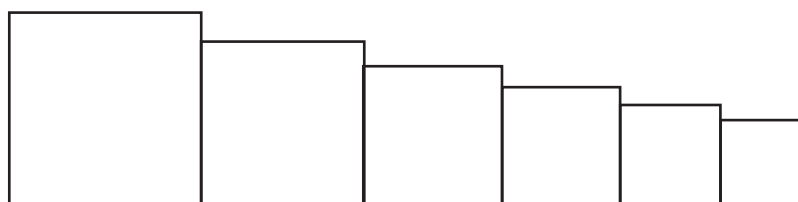
2. Arrange the numbers from the smallest to the biggest. Write them in the circles.

3 1 5 2 4 0





3. Arrange the numbers from the biggest to the smallest. Write them in the boxes.

0 5 1 4 2 3



Ordinal numbers 1. - 5., every 2. and 3.


1. Look at the number in the circle, say which object you should colour, and then colour it.



2. The frog will jump onto every second stone.
Colour the stones onto which the frog jumps.




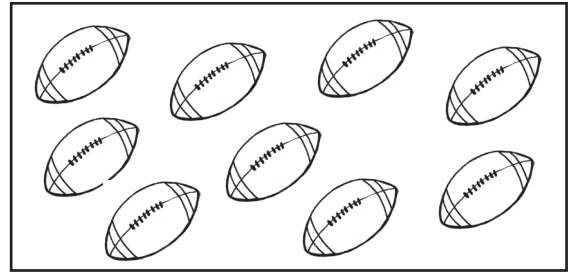
3. The kangaroo will hop onto every third stone. Colour the stones onto which the kangaroo hops.

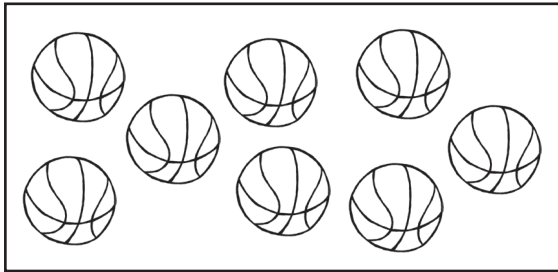


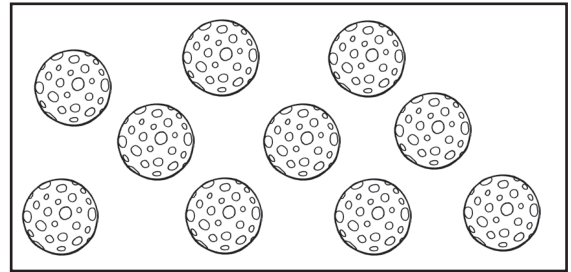
Structuring numbers by fives

1. Tick (X) as many boxes as there are balls in the bigger box.









2. Colour the quantity with two colours. The first part is always five.



6 is 5 and 1



7 is 5 and ____



8 is 5 and ____




9 is 5 and ____



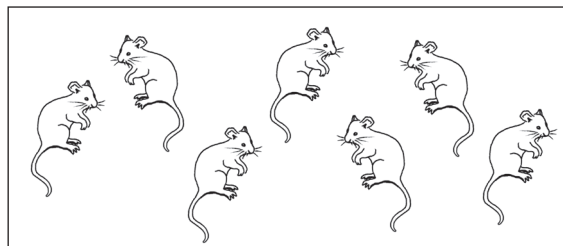
10 is 5 and ____

Quantity–number symbol 6-10 A


1. How many animals? Circle the number.



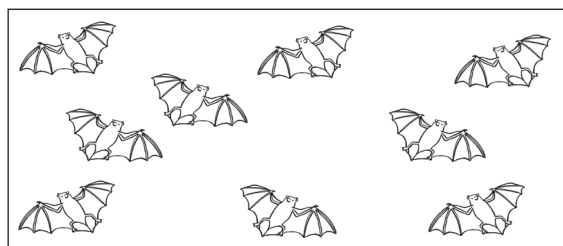
5 6 7 8 9 10




5 6 7 8 9 10




5 6 7 8 9 10



5 6 7 8 9 10







5 6 7 8 9 10







5 6 7 8 9 10



2. Tick (X) the animal of which there are more.



	
6	8
	X

	
9	5


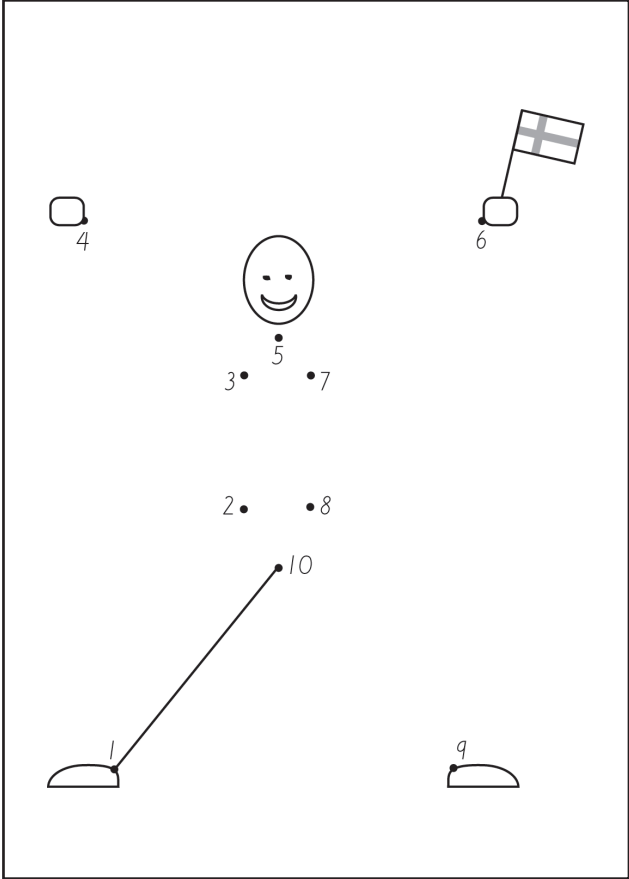
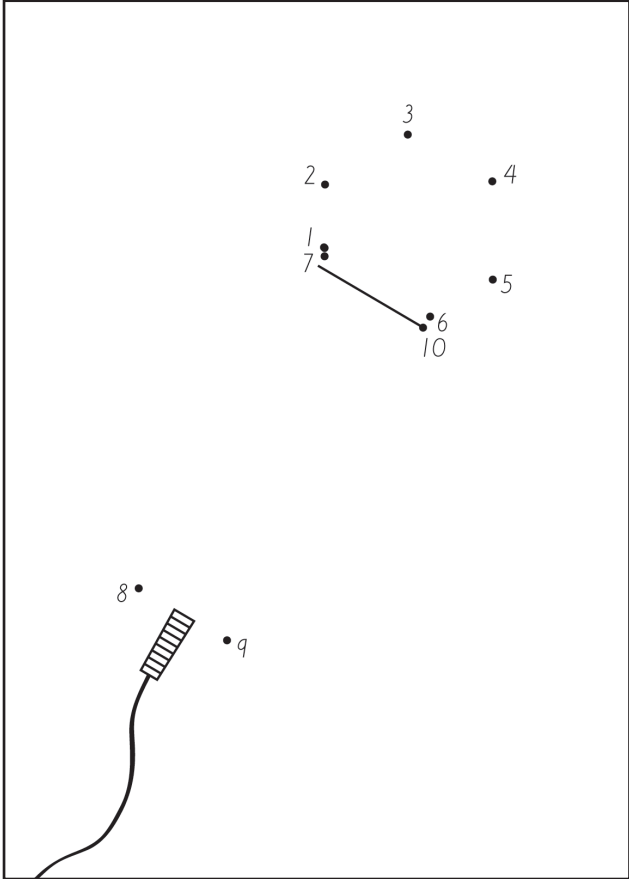
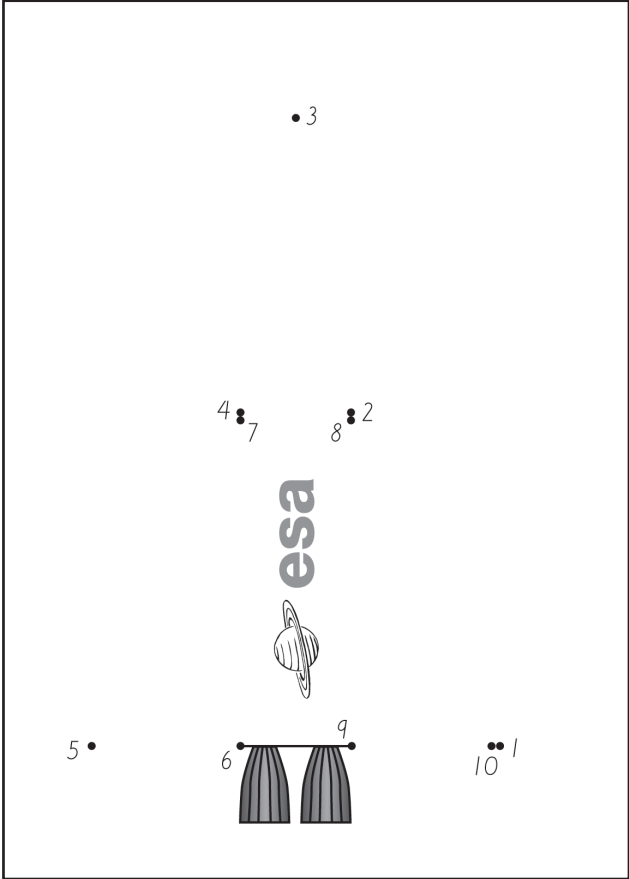
	
8	7

	
4	7

	
7	6

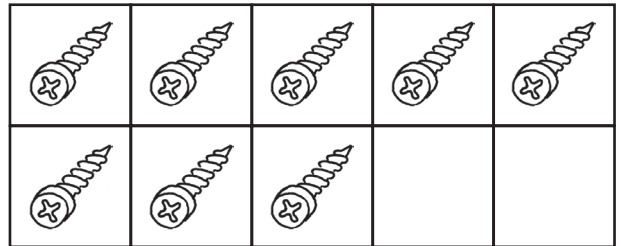
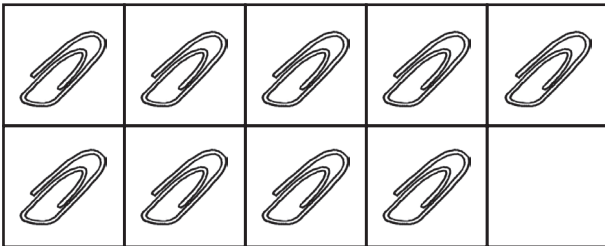
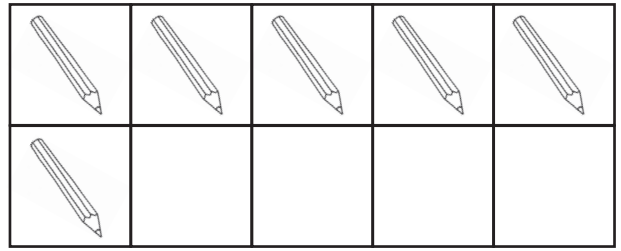

	
9	8

Dot-to-dot



Quantities 6-10

1. How many objects are there in the boxes?



2. There are five one-euro coins in the purse. Draw the missing one-euro coins.

8 e



10 e



7 e




9 e

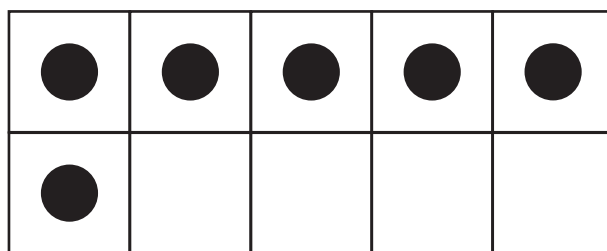


Quantity–number symbol 6-10 B


1. How many balls are there in the boxes?




● _____



● _____

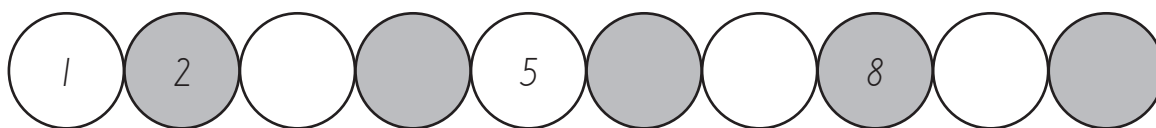


● _____



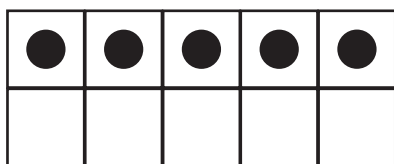
● _____

2. Write the missing numbers, in order.

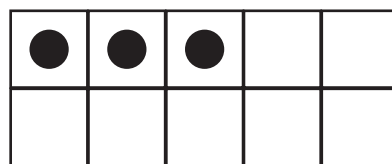


Quantity–number symbol 1-10

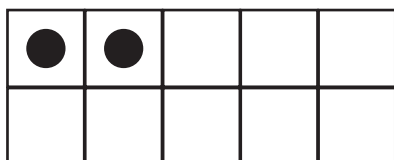
1. Join the quantity and the number with a line.



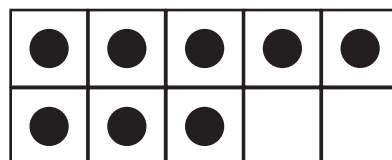
1



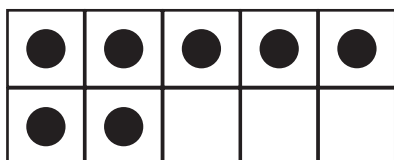
2



3



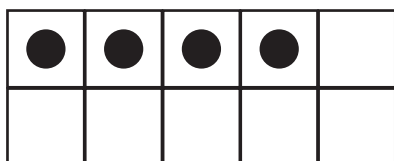
4



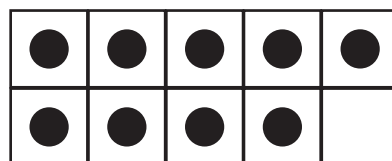
5



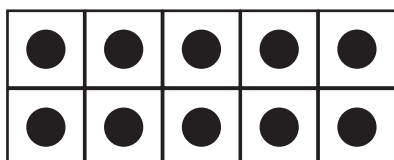
6



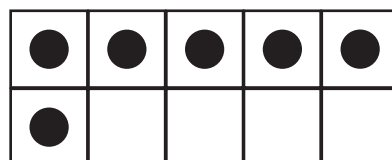
7



8



9



10

2. Draw and colour as many balls as the number tells you to.

